

**SOUTHERN CROSS
GOLD**

Sunday Creek – Victorian Goldfields A Significant Australian Gold Discovery

29 April 2024



Foundation Member



Important Notice and Disclaimer

Overview

This presentation (“this Presentation”) has been prepared by Southern Cross Gold Ltd [ACN 652 166 795] (“SXG” or the “Company”) and is dated 29 April 2024.

Summary information

This Presentation contains summary information about the current and proposed activities of SXG as at the date of this Presentation. The information in this Presentation is of a general nature and does not purport to be complete. This Presentation does not purport to contain all the information that an investor should consider when making an investment decision nor does it contain all the information which would be required in a disclosure document or prospectus prepared in accordance with the requirements of the Corporations Act. It should be read in conjunction with the Company’s other periodic and continuous disclosure announcements lodged with the ASX, which are available at the ASX website www.asx.com.au under the code “SXG”. Neither SXG nor its directors, employees or advisers accept any responsibility to inform recipients specifically of any matter arising or coming to its attention after the date of this Presentation. Recipients should monitor SXG’s announcements to ASX, which can be obtained from ASX website as referred to above.

Investment risk

An investment in SXG’s Shares is subject to investment risks and other known and unknown risks, some of which are beyond the control of the Company. SXG, its directors, employees or advisers do not guarantee any particular rate of return or the performance of SXG, nor does it guarantee the repayment of capital or investments from or in SXG or any particular tax treatment.

No Offer

This Presentation is for information purposes only. It is not a prospectus, disclosure document, product disclosure statement or other offering document under Australian law or any other law (and is not approved by or registered with any regulator). The Presentation is not and should not be considered an offer or an invitation to acquire shares or any other securities or financial products. This Presentation may not be released or distributed in the United States. This Presentation does not constitute an offer to sell, or a solicitation of an offer to buy, securities in the United States or in any other jurisdiction in which such an offer would be illegal. The New Shares have not been, and will not be, registered under the U.S. Securities Act of 1933, as amended (the “U.S. Securities Act”) or the securities laws of any state or other jurisdiction of the United States. The distribution of this Presentation in other jurisdictions outside Australia may also be restricted by law and any such restrictions should be observed. Any failure to comply with such restrictions may constitute a violation of applicable securities laws.

Not financial product advice

This Presentation does not constitute financial product or investment advice (nor tax, accounting or legal advice) nor is it a recommendation to acquire shares and does not and will not form any part of any contract for the acquisition of shares. This Presentation has been prepared without taking into account the objectives, financial situation or needs of any particular investor.

Before making an investment decision, prospective investors should consider the appropriateness of the information having regard to their own objectives, financial situation and needs and seek appropriate advice, including financial, legal and taxation advice appropriate to their jurisdiction. SXG is not licensed to provide financial product advice in respect of SXG shares or any other investment.

Future performance

This Presentation may contain forward looking statements, opinions or estimates. Any forward looking statements, opinions or estimates contained in this Presentation are not guarantees or predictions of future performance and involve known and unknown risks and uncertainties and other factors, many of which are beyond the control of SXG, and may involve significant elements of subjective judgement and assumptions and contingencies as to future events which may or may not be correct which are subject to change without notice, as are statement about market and industry trends, which are based on interpretations of current market conditions. Those statements reflect views only as at the date of this Presentation. The actual results may differ materially from anticipated results, performance of achievement expressed, projected or implied by these forward-looking statements.

While SXG believes the statements in the Presentation are reasonable, neither SXG nor any other person gives any assurance or guarantee that the occurrence of the events expressed or implied in the Presentation will actually occur and investors are cautioned not to place undue reliance on those statements. There can be no assurance that actual outcomes will not differ materially from these forward-looking statements. A number of factors could cause actual results or performance to differ materially from the forward-looking statements, including the risk factors set out in this Presentation. Investors should consider the forward-looking statements contained in this Presentation in light of those disclosures. The forward-looking statements are based on information available to SXG as at the date of this Presentation.

Important Notice and Disclaimer

Competent Persons Statement

Information in this presentation that relates to new exploration results contained in this report is based on information compiled by Michael Hudson, a Fellow of the Australasian Institute of Mining and Metallurgy. He is MD for Southern Cross Gold Ltd. He has sufficient experience which is relevant to the style of mineralisation and types of deposits under consideration and to the activity being undertaken to qualify as a Competent Person as defined in the 2012 edition of the Australasian Code for Reporting of Exploration Results, Mineral Resources and Ore Reserves (the JORC Code). Michael Hudson has consented to the inclusion in this report of the matters based on this information in the form and context in which it appears.

Certain information in this announcement that relates to prior exploration results is extracted from the Independent Geologist's Report dated 16 March 2022 which was issued with the consent of the Competent Person, Mr Terry C. Lees. The report is included in the Company's prospectus dated 17 March 2022 which was released as an announcement to ASX on 12 May 2022 and is available at www2.asx.com.au under code "SXG". The Company confirms that it is not aware of any new information or data that materially affects the information related to exploration results included in the original market announcement. The Company confirms that the form and context of the Competent Persons' findings in relation to the report have not been materially modified from the original market announcement.

The Company confirms that it is not aware of any new information or data that materially affects the information included in the original document/announcement and the Company confirms that the form and context in which the Competent Person's findings are presented have not materially modified from the original market announcement.

Certain information in this announcement also relates to prior exploration results, are extracted from the following announcements, which are available to view on www.southerncrossgold.com.au:

21 November, 2022 [SDDSC050](#), 14 December, 2022 [SDDSC050](#), 28 February, 2023 [SDDSC053](#), 1 May, 2023 [SDDSC059](#), 16 May, 2023 [SDDSC064](#), 1 June, 2023 [SDDSC066](#), 23 August, 2023 [SDDSC078](#), 5 September, 2023 [SDDSC077B](#), 12 October, 2023 [SDDL003](#) & 4, 23 October, 2023 [SDDSC082](#), 9 November, 2023 [SDDSC091](#), 14 December, 2023 [SDDSC092](#), 8 February, 2024 [SDDSC094A, 100 & 104](#), 27 February, 2024 [SDDSC108A](#), 5 March, 2024 [SDDSC107](#).

Aim to Create the Highest Margin Gold Business Globally



Exceptional Hit Rate

Sunday Creek compares favorably with global leading hit rates for this stage of the project's development

36 individual intersections
>100 AuEq g/t m
("AuEq g/t x width in m")

118 drill holes for 49,204 m
reported to date

45 vein sets wireframed
within main drill area



3 Clear Objectives

Drilling plan has three clear objectives that will have the largest emphasis over the next six months

- 1 Demonstrate **Grade**
- 2 Demonstrate **Volume**
- 3 Demonstrate **Scale**



4 diamond drill rigs operating at site

Aim to increase capacity with additional rig per quarter



News flow continuous



Funded with permits

\$3.94 m (29 Feb, 24)
plus \$10.23 m rights
(closing 3 May, 24)
Fully funded and permitted

133.3 ha of freehold land,
two properties



Corporate Structure – A Tight Register



Capitalization Summary

Share Price (26 April 2024)	A\$2.30
Shares Issued	185.5M
Fully Diluted	207.5M
Basic Market Capitalisation	A\$426.7M
Cash (29 Feb 24 - excl. \$10.23m rights issue)	A\$3.94M

Other Data

Options	Price	No. of Securities
JLM Options (Escrow to 16 May 2024, Expiry 6 May 2025)	\$0.30	6.5M
Class A ESOP (Expiry 16 May 2025)	\$0.30	2.8M
Class B ESOP (Expiry 16 May 2026)	\$0.30	2.8M
Class C ESOP (Escrow to 16 May 2024, Expiry 16 May 2027)	\$0.30	2.8M
Unlisted ESOP (Expiry 15 August 2026)	\$0.66	2.0M
Broker Options (Expiry 28 November 2025)	\$0.87	1.5M
Director Options (Expiry 7 November 2026)	\$1.20	3.6M
Escrowed shares		93.9M
% Free Float		48.9%

Major Shareholder Summary

Corporates	50.5%
Institutions & HNW (Franklin Templeton, Schrodgers, SG Hiscock, Konwave, Springtide Capital, Firelight Investments, Lowell)	16.2%
Board and Management (non-look through)	1.5%
TOTAL	68.2%

Share Price Performance – 1 Year and Coverage



Great Projects Keep Getting Better

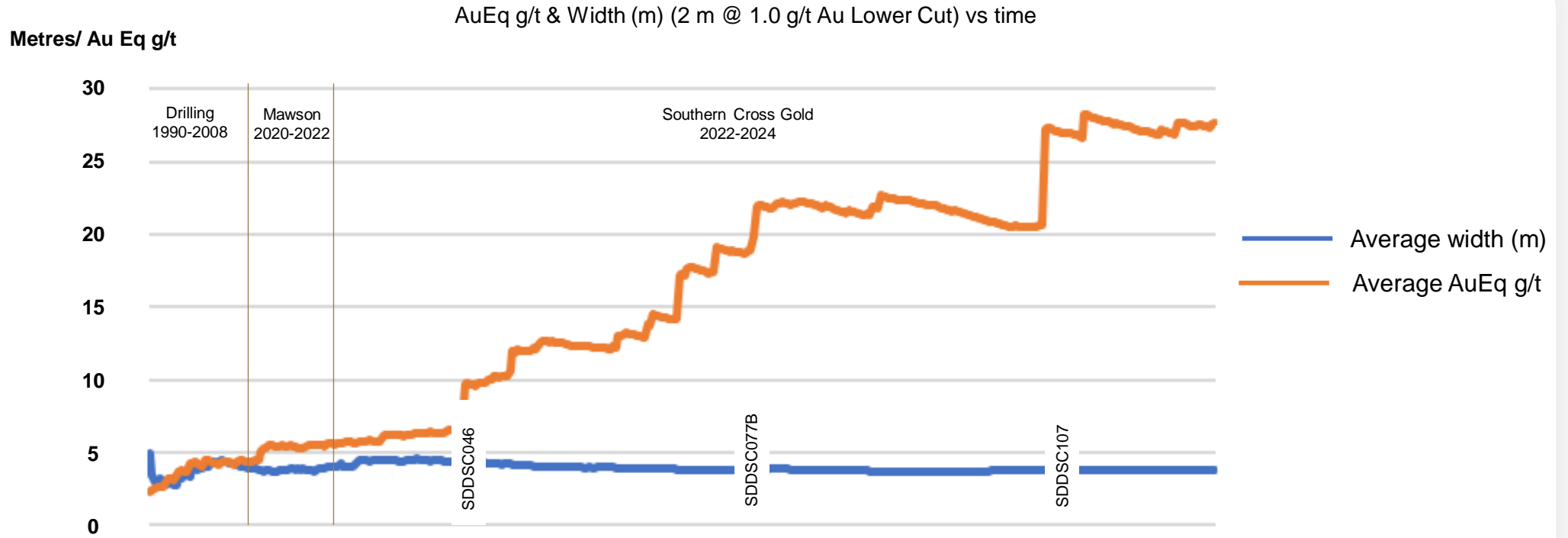
● All of the 5 best intersections on the project have been drilled recently

Top 10 intersections at Sunday Creek:

Rank	Date	Hole-ID	From (m)	To (m)	Length (m)	Au g/t	Sb%	AuEq g/t	AuEq gtm
1	5-Mar-24	SDDSC107	684.3	685.4	1.0	2,318.4	0.3	2,318.8	2,389
2	5-Sep-23	SDDSC077B	737.1	740.7	3.6	391.9	0.8	393.2	1424
3	9-Nov-23	SDDSC091	430.0	450.0	20.0	62.7	0.5	63.6	1274
4	14-Dec-23	SDDSC092	681.6	684.9	3.3	267.8	1.8	270.6	889
5	23-Oct-23	SDDSC082	417.4	419.0	1.6	500.3	0.1	500.5	801
6	23-Oct-23	SDDSC082	413.6	415.4	1.7	230.6	9.9	246.2	429
7	5-Mar-24	SDDSC107	566.9	576.0	9.1	39.1	0.6	40.0	368
8	4-Oct-22	SDDSC046	187.5	201.8	14.3	20.5	2.6	24.6	363
9	23-Oct-23	SDDSC082	588.0	592.3	4.3	71.5	0.4	72.2	307
10	1-Jun-23	SDDSC066	543.5	545.2	1.7	147.1	13.7	168.7	290

2 m @ 1 g/t Au Lower cut, AuEq = Au g/t + 1.88 x Sb%

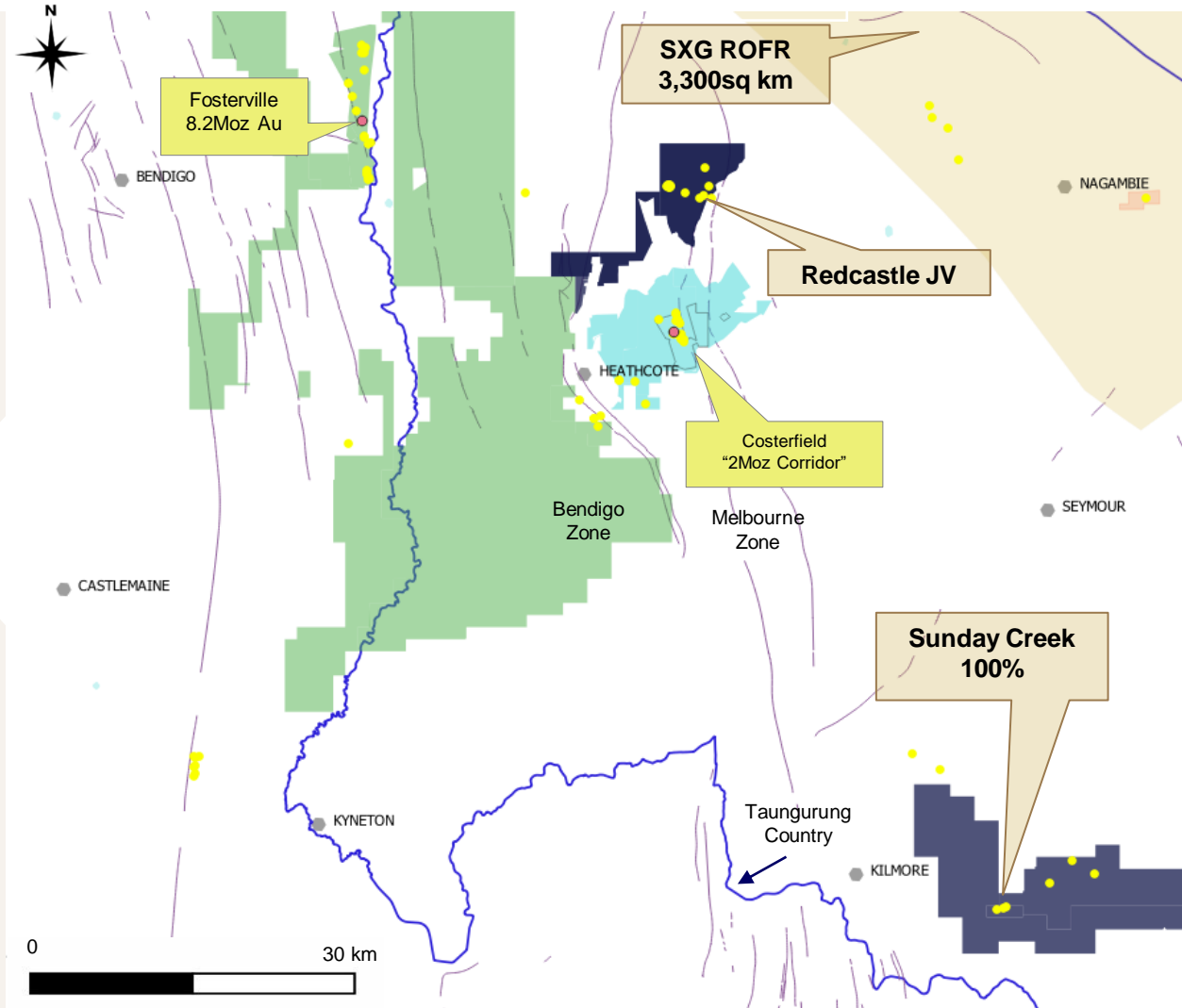
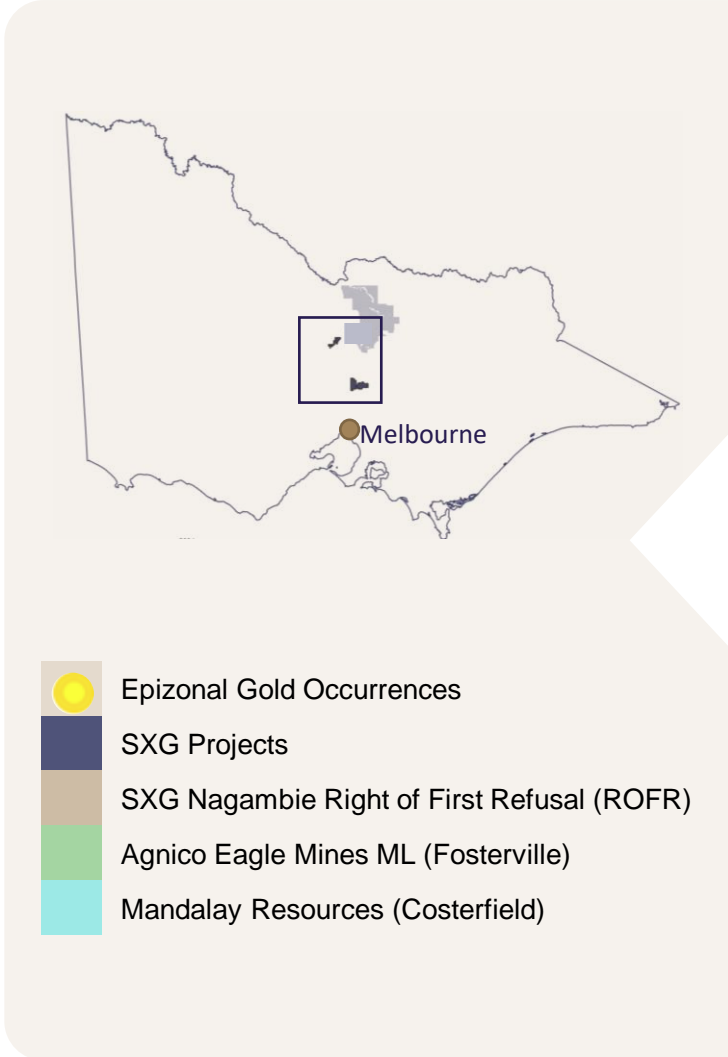
Database Analysis: Grade vs Width



Year	Mineralized Zone	Holes	Total Metreage	Cumulative Metreage	50-100AuEqgm	Cum50-100AuEqgm	100+AuEqgm	Cum100+AuEqgm
1994	Ausminde	30	958	958	6	6	1	1
2008	Beadell	30	4,341	5,299	4	10	0	1
2020_21	Mawson	27	6,837	12,135	6	16	2	3
2022_23	Southern Cross	90	42,324	54,459	31	47	33	36
		177	54,459		47		36	
	Average Depth (m)		308					
	Hit Rate metres/AuEqgm hit				1,159		1,513	

31,153 drill hole assay results
 Average width 3.8 m @ 27.7g/t AuEq
 Average of length weighted intervals
 24.1g/t Au and 1.9% Sb (27.6 g/t AuEq)
 Median downhole width 2.6 m
 Median of length weighted intervals 4.0
 g/t Au and 0.6% Sb (5.9 g/t AuEq)
 > 5g/t*m AuEq

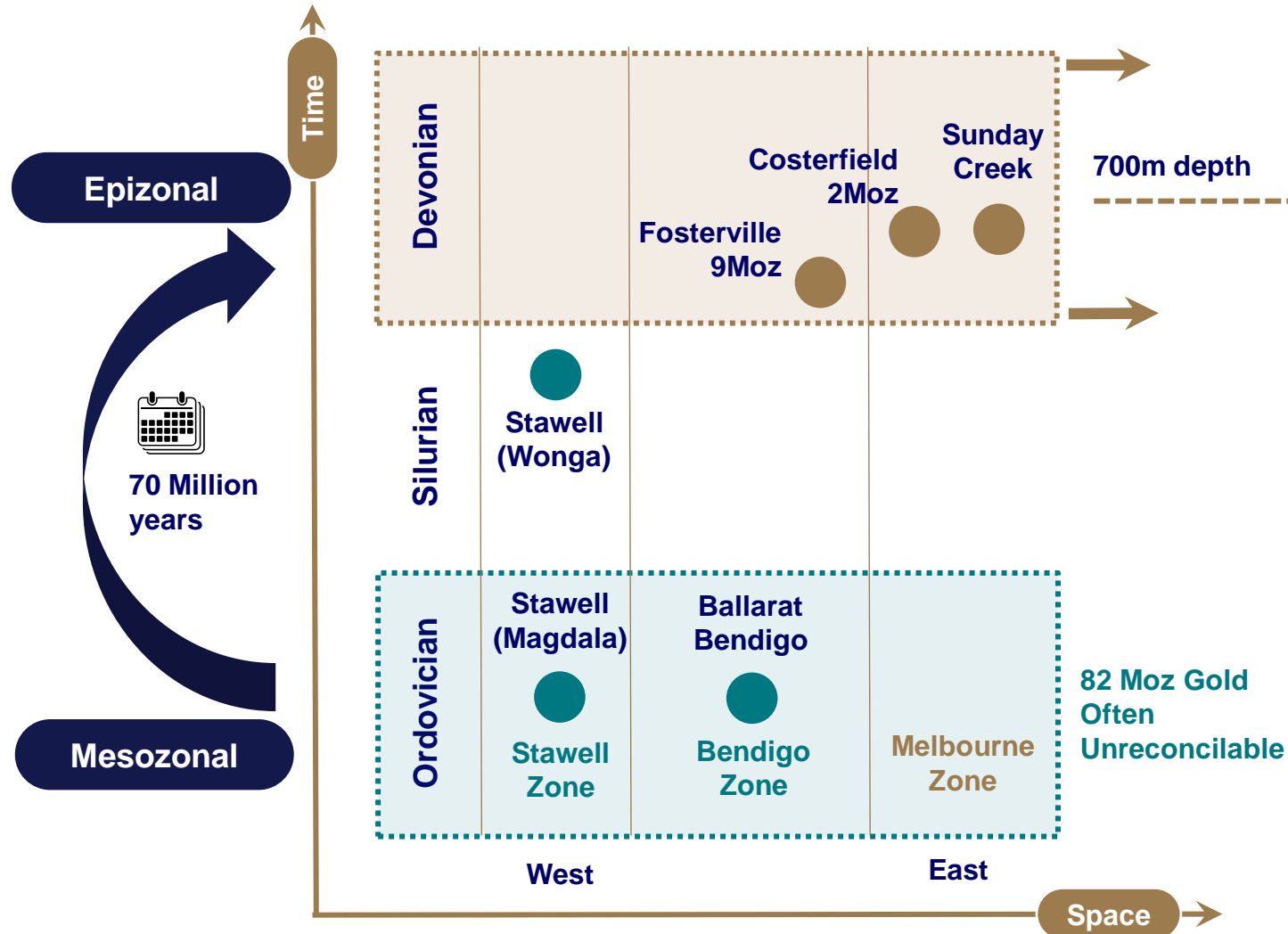
SXG – Tenure



-  Epizonal Gold Occurrences
-  SXG Projects
-  SXG Nagambie Right of First Refusal (ROFR)
-  Agnico Eagle Mines ML (Fosterville)
-  Mandalay Resources (Costerfield)



Victoria a Gift That Keeps on Giving



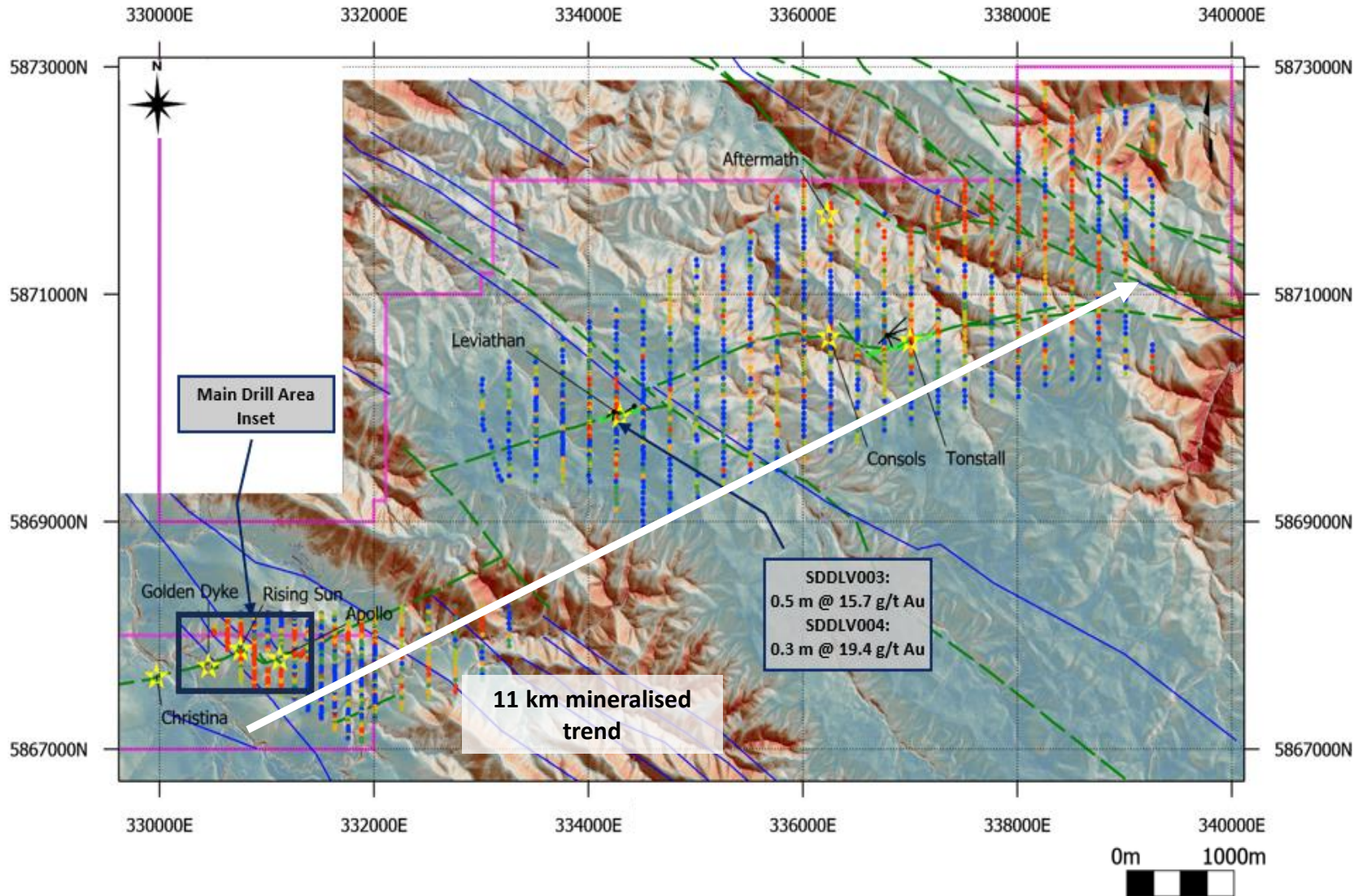
This diagram shows the relationship between different geological zones and the types of gold they produce:

- Brittle Zone:** Produces **Gold Stibnite**.
- Brittle-Ductile Zone:** Produces **Free Gold "Bonanza" Zone**.

Below this diagram is a photograph of a hand holding a piece of grey, crystalline mineral with small yellow inclusions, identified as Gold Stibnite.

Drives thesis to test to depth

Regional Scale – Plan View



Legend

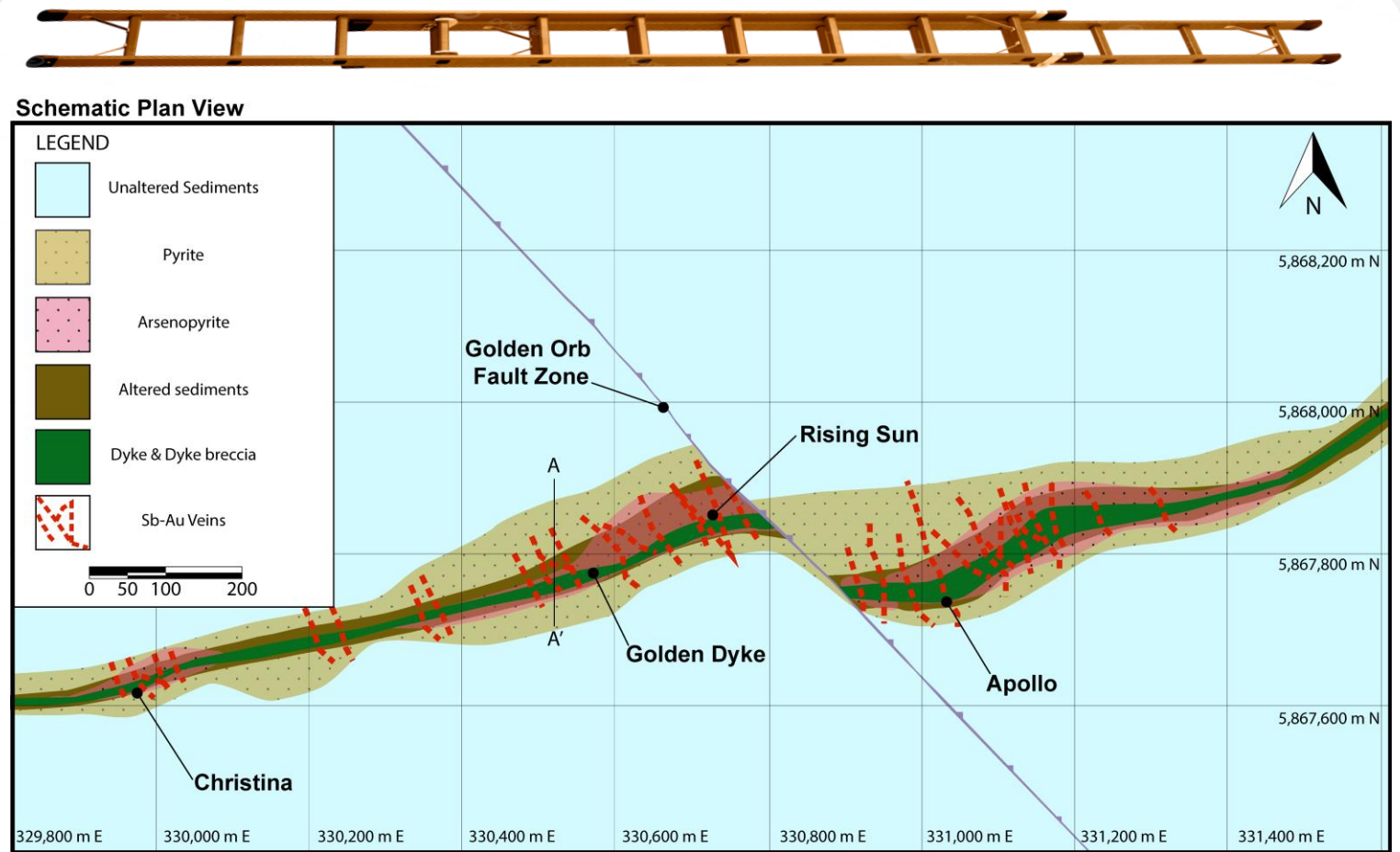
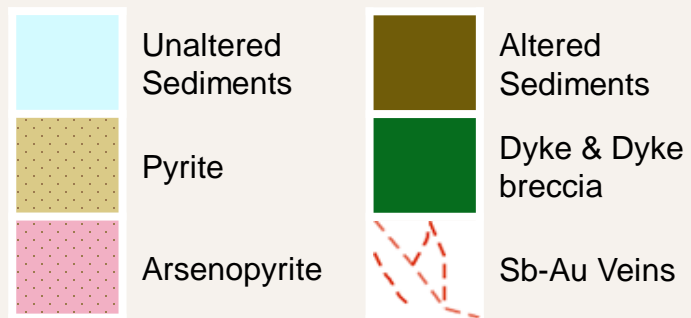
- ★ Prospect
- Mapped Folds
- - - Mapped Faults
- SXG Tenement Boundary
- Drillhole
- Dyke Surface Expression

Au ppb - Soil

- Soil Samples
- ≤ 0.3 ■ ≤ 0.9
- ≤ 0.4 ■ > 0.9
- ≤ 0.6

Schematic Plan View Main Drill Area – The Golden Ladder

- Ladder rails extend over 10km of strike. Core area drilled over 1km
- “Rungs” extend from surface to 1km depth, Each “rung” 20-100m long, 2-30m wide
- 45 “rungs” identified to date
- Continuity informed by structural data, geostats (CV<2), geological likeness, predictability and 50 yrs mining



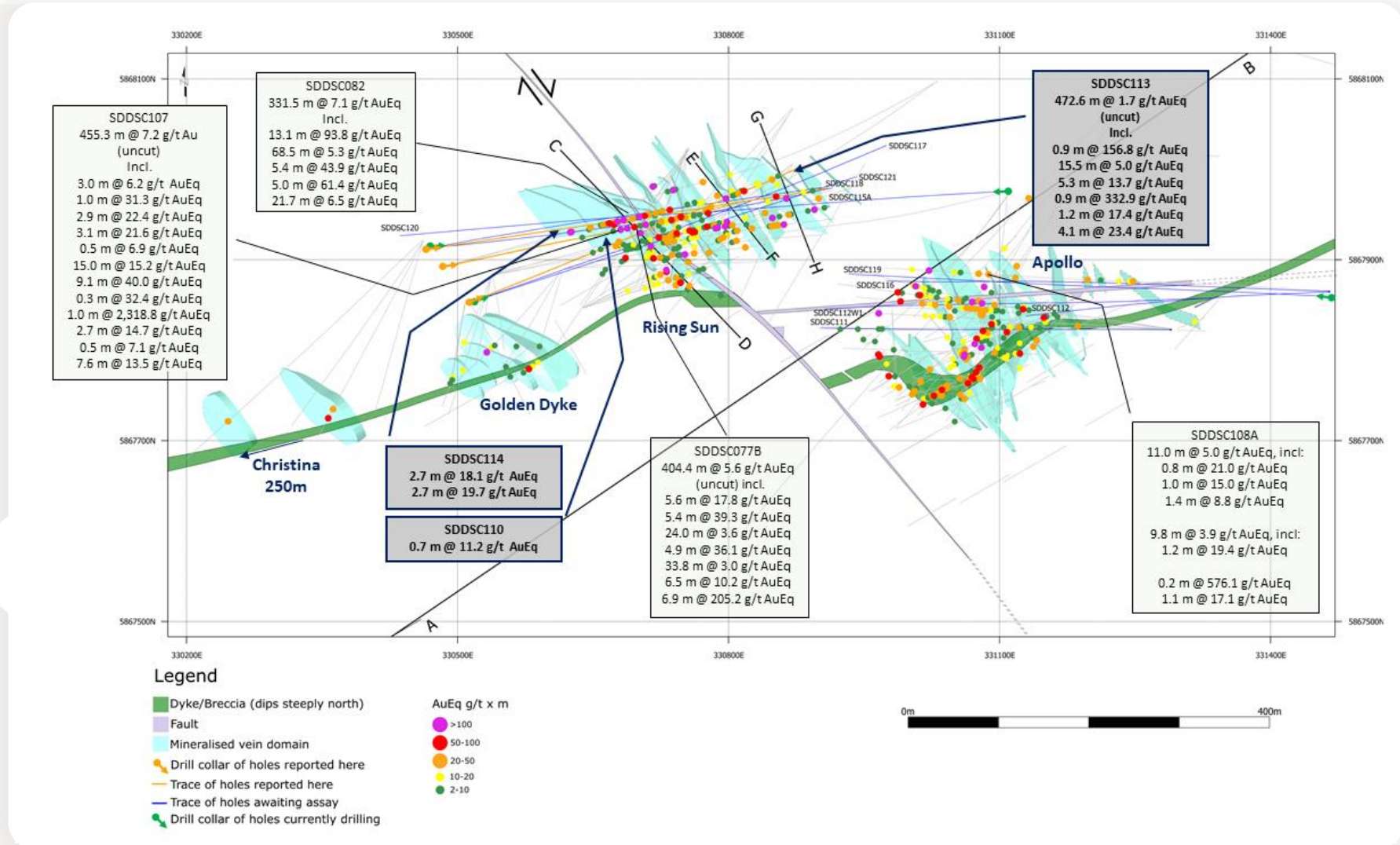
Schematic Plan – Predictable & Continuous Host

Legend

- Dyke/Breccia (dips steeply north)
- Fault
- Mineralized Vein Domain
- Drill collar of holes reported here
- Trace of holes reported here
- Trace of holes awaiting assay
- Drill collar of holes currently drilling

AuEq g/t x m

- >100
- 50-100
- 20-50
- 10-20
- 2-10



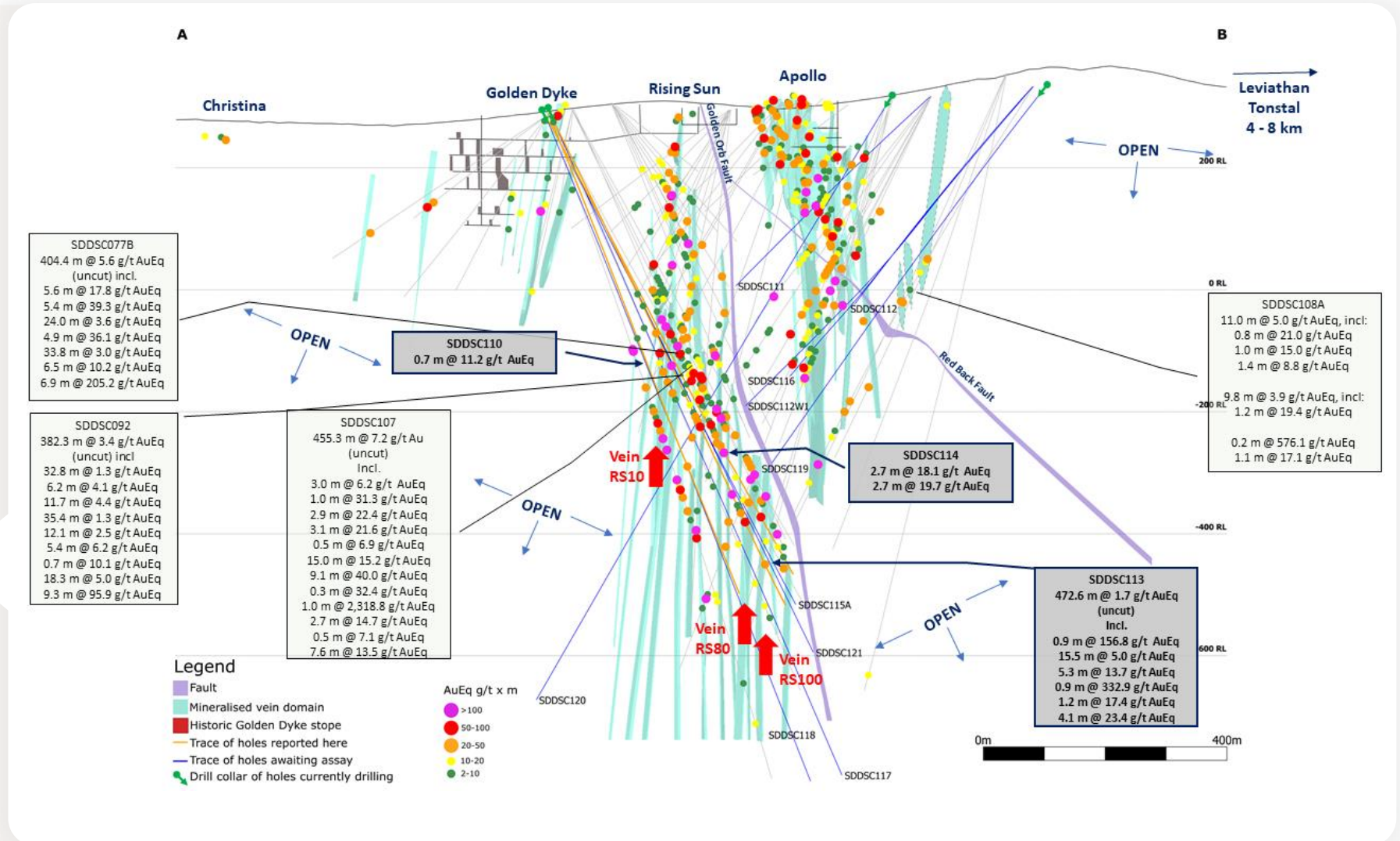
Sunday Creek – Longitudinal Section

Legend

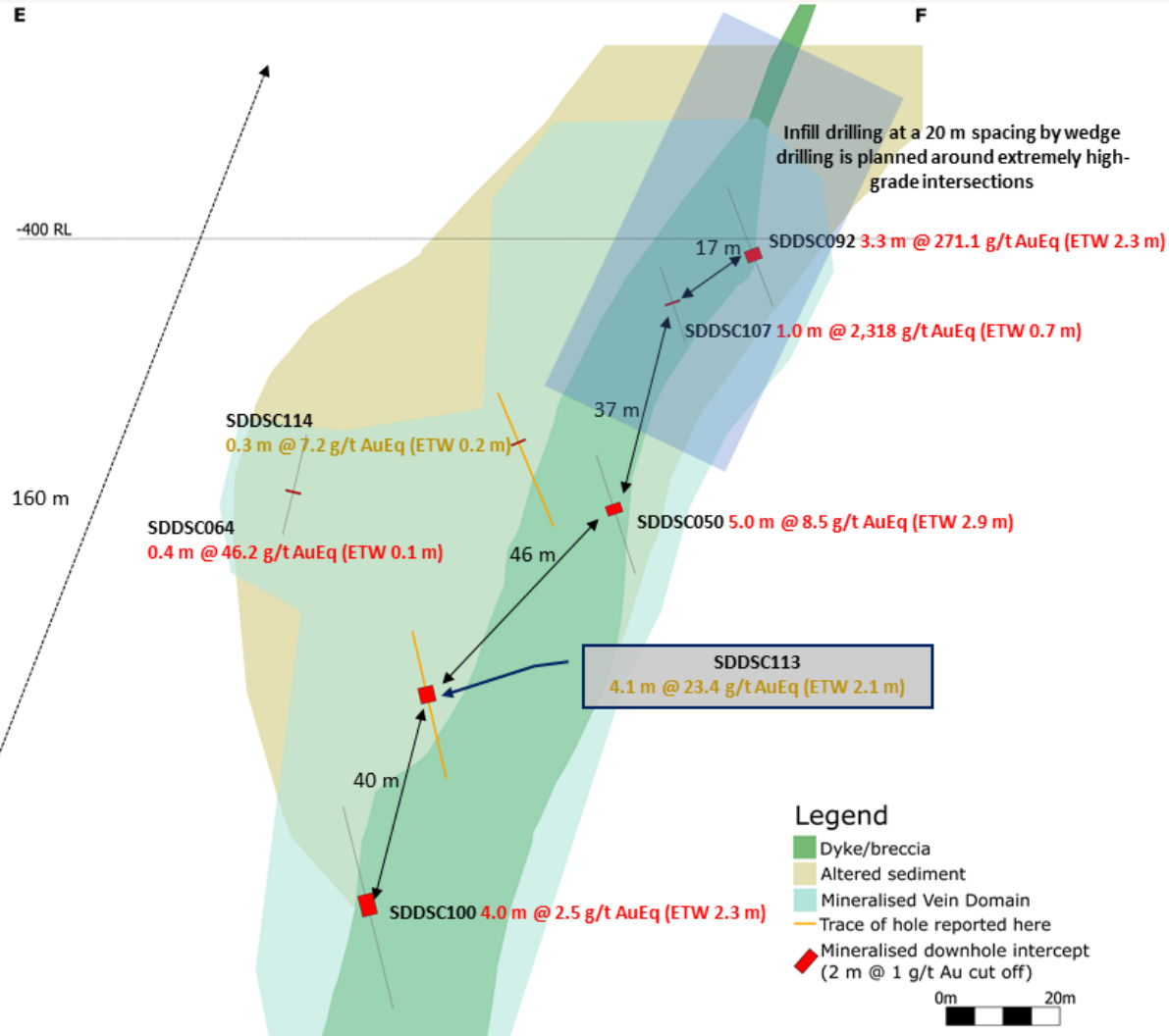
- Historic Golden Dyke stope
- Fault
- Mineralized Vein Domain
- Drill collar of holes reported here
- Trace of holes reported here
- Trace of holes awaiting assay
- Drill collar of holes currently drilling

AuEq g/t x m

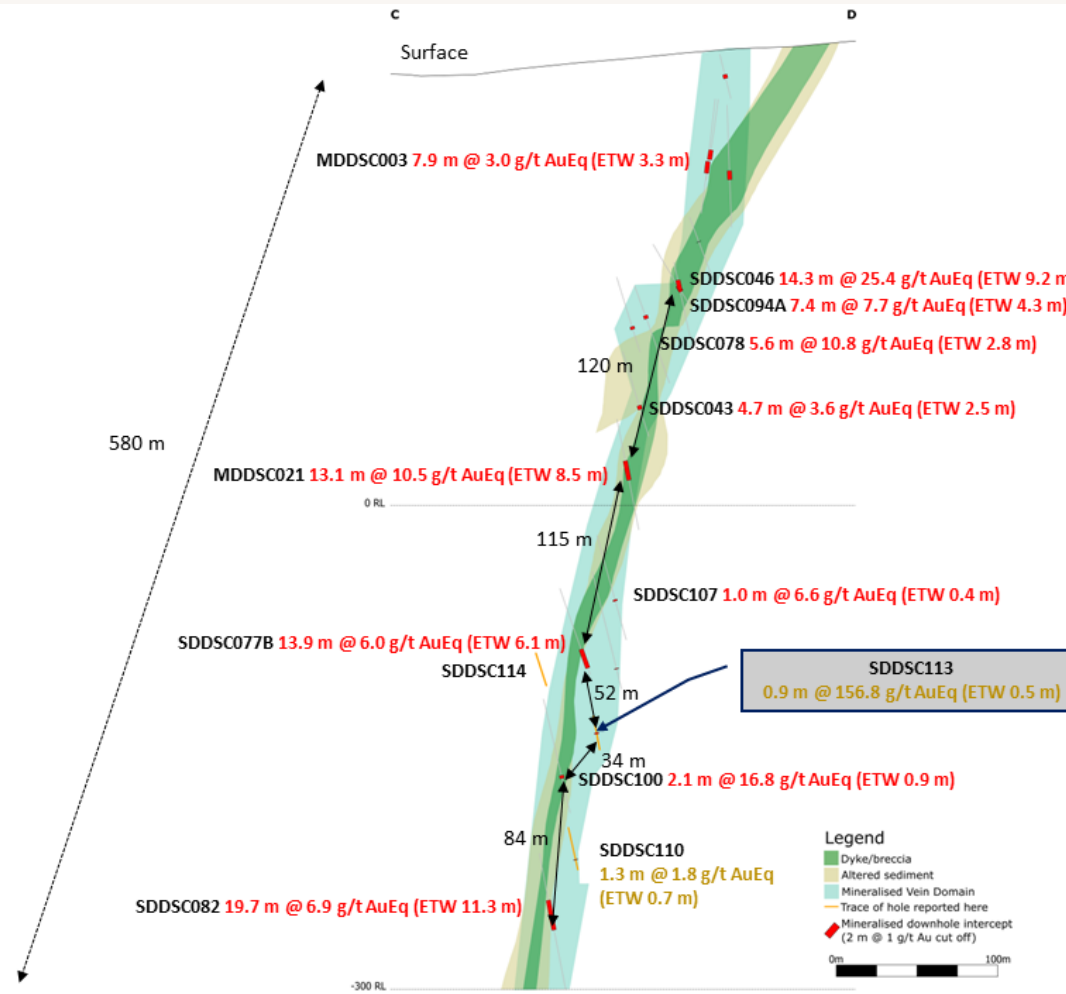
- >100
- 50-100
- 20-50
- 10-20
- 2-10



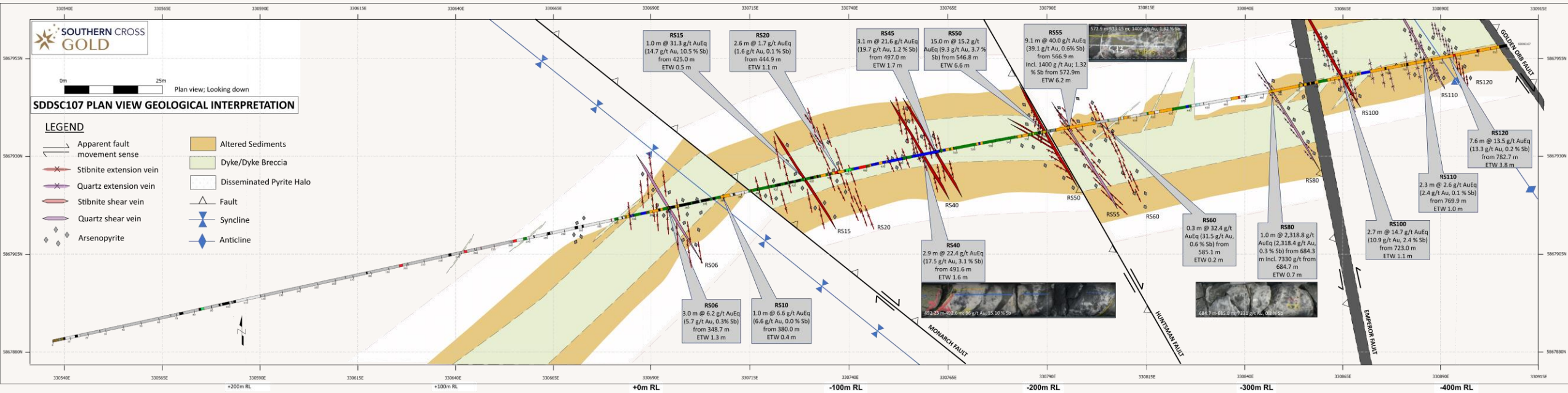
Vein Set RS10 – Looking South-West Striking 136 Degrees



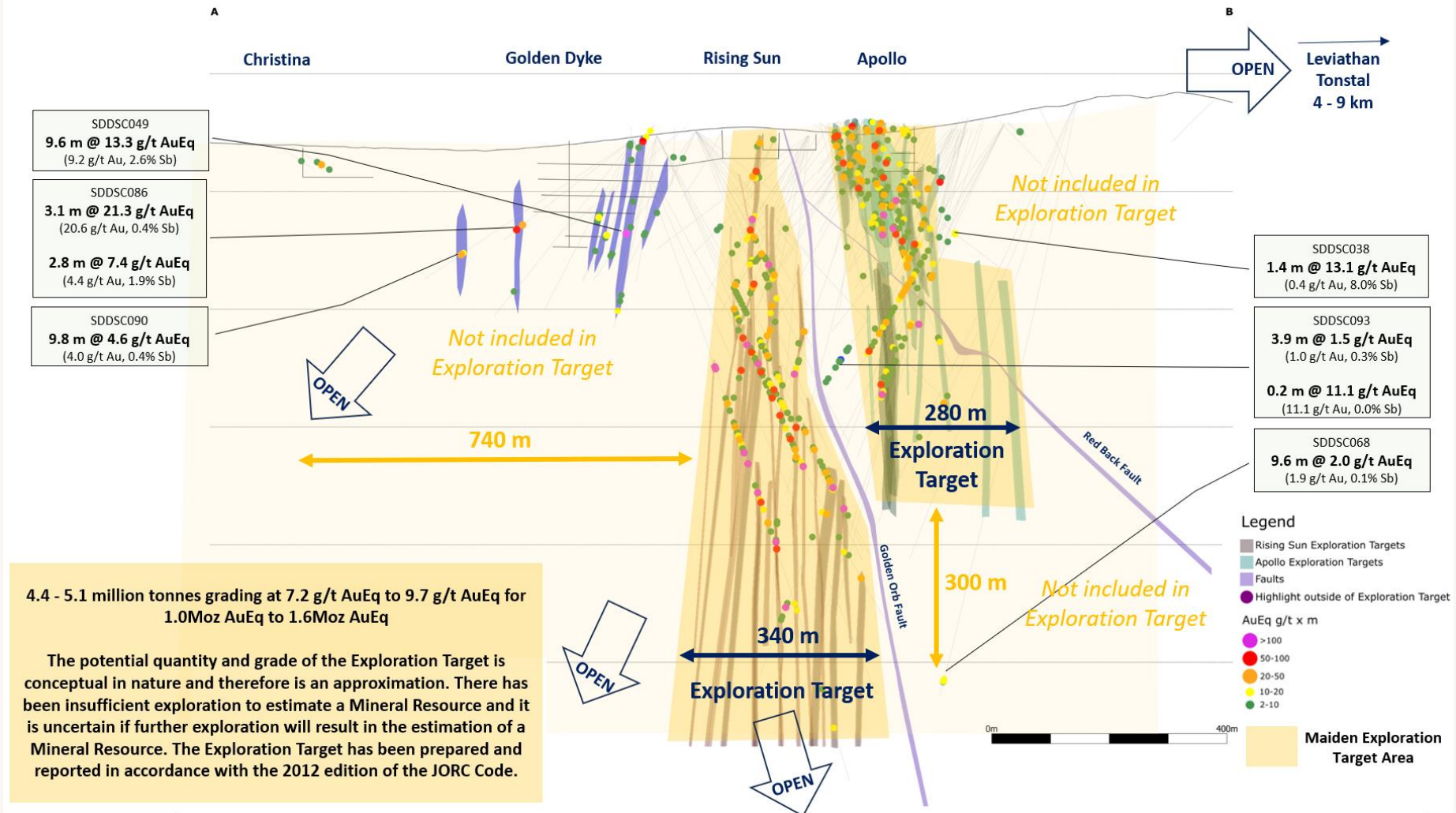
Vein Set RS80 – Looking South-West Striking 141 Degrees



Sunday Creek – Inclined Plan View of SDDSC107




Exploration Target – Built in One Year



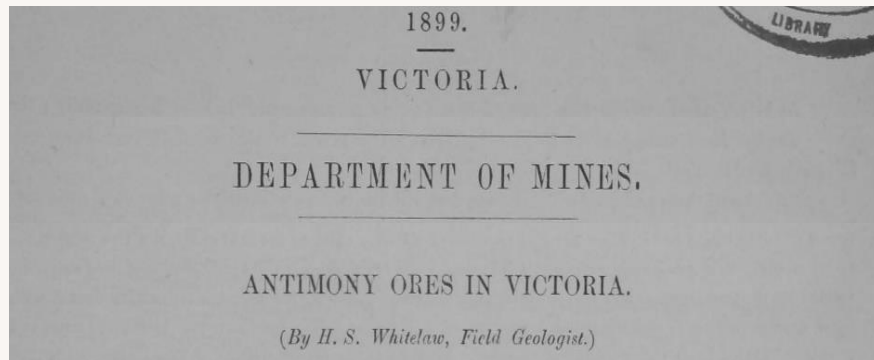
Non-refractory, simple gravity-flotation flow sheet

Preliminary Metallurgical Test Work



- Mineralogical investigations demonstrated a high proportion of non-refractory native gold (82% - 84%).
- Gravity (18-33%) with bulk flotation resulted in 93.3% - 97.6% recovery of gold.
- Flotation alone resulted in 88.9% - 95.0% recovery of gold in an antimony-gold concentrate:
 - grading 32% - 52% Sb (87.1% - 93.8% recovery)
 - 81.4 g/t – 313.6 g/t Au (40% of feed gold) with low to moderate arsenic contents (0.4% and 2.6%)
 - Opportunities to blend or float sulphide concentrate
 - 96% - 98% of the contained gold was native gold

Antimony – Yesterday’s and Today’s Critical Metal



Historically and economically, antimony is the second most important metallic commodity in Victoria after gold.



The Victoria gold mining industry practically closed at the onset of WW1. Except antimony, mandated by the Imperial Government under the Munitions Act, 1915 to ship concentrates to the St. Helens Smelting and Refining Company in the UK

The Critical Minerals Institute Identifies the 14 Most Elusive Critical Minerals in the World and Launches New Website

📅 January 18, 2023(<https://criticalmineralsinstitute.com/2023/01/18/>)

📄 News Releases (<https://criticalmineralsinstitute.com/category/news-releases/>)



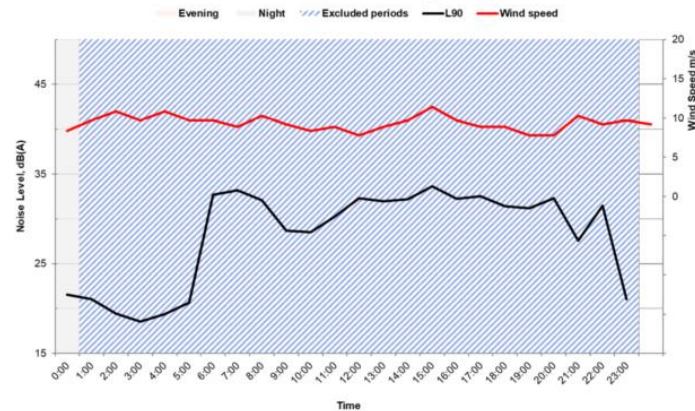
- | | | |
|------------------|-----------------------------|--|
| 1. Antimony (sb) | 6. Indium (In) | 11. Rare Earth Elements – of 17 REEs: neodymium, praseodymium, dysprosium, Terbium |
| 2. Bismuth (Bi) | 7. Lithium (Li) | 12. Tantalum (Ta) |
| 3. Cobalt (Co) | 8. Magnesium (Mg) | 13. Tungsten (W) |
| 4. Gallium (Ga) | 9. Niobium (Nb) | 14. Vanadium (V) |
| 5. Graphite (C) | 10. Platinum group of metal | |

Positioning for Development

Our primary focus is to target grade, build volume and demonstrate regional scale, however the company is actively de-risking the project through pre-development activities to be in an optimal position for design, feasibility studies and permitting

All ongoing

Environmental Baseline Studies



Stakeholder Engagement



Our People



Locally based staff – living in the communities in which we work



Australian based board – focused on creating an ethical, shared value company with strong ESG credentials that employees and investors can be proud of



Directors and Key Management



Tom Eadie
**Non- Executive
Chairman**

Explorer, mining executive and company director with many significant mineral discoveries and several successful companies to his name (Pasminco, Syrah, Copper Strike)
Geologist with over 40 years' experience in the resources industry



Michael Hudson
Managing Director

Explorationist and entrepreneur, developed and financed mineral exploration properties globally over 30 years (raising +\$200m). Key member behind multiple discoveries
Founder and director of Mawson Gold Ltd (TSX:MAW) and Hannan Metals Ltd (TSXV:HAN)



Georgina Carnegie
**Non-Executive
Director**

Experienced executive within Australian government and global corporate sectors
Advisory roles in public and private mining and insurance sectors, OECD, Asian business councils and Australian university sector



David Henstridge
**Non-Executive
Director**

Geologist with over 50 years' experience in the mining industry including 20 years in managing public-listed companies
Associated with many mineral discoveries worldwide including in Australia, Peru & Finland

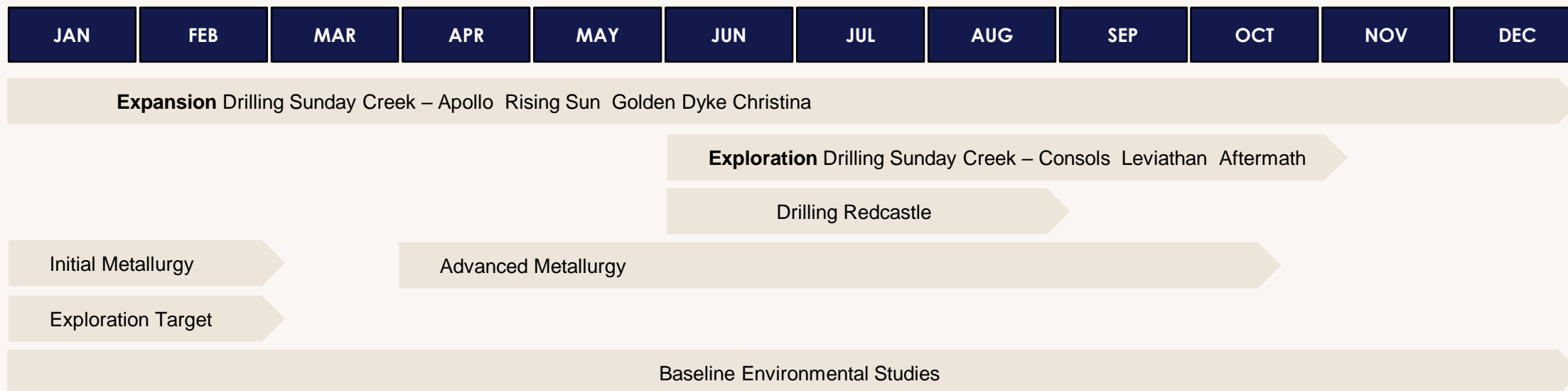


Lisa Gibbons
General Manager

30+ years' experience as a geologist in exploration & resource development
Won the MCA Victoria 2022 Exceptional Woman in Victorian Resources Award for her career achievements, advocacy of women and contribution to social licence and the community

Aggressive Exploration Program – Staying on the Lasso Curve

2024



Drilling plan has 3 clear objectives that will have the largest emphasis over the next six months

Demonstrate grade, demonstrate volume, demonstrate scale



4 diamond drill rigs operating at site

Aim to increase rigs each quarter, 10km per rig p.a., drill cost A\$200/m incl assays

A Significant Australian Gold Discovery



Exploration Target

Significant start

Over only 620 m or < 50% of known strike of the main drill area

Encompasses

Rising Sun and Apollo areas

<10% of the 11km strike of the dyke host across the project



Metallurgy

Non-refractory free gold

82 - 84%

Gravity & bulk flotation

- 93.3% - 97.6% recovery of gold
- Sb – Au concentrate (<3% As)



Grade Continuity

45 Vein Sets

- 2 - 20 m width
- 20 - 100 m in strike
- 1,000 m depth (600 m individually)

Coefficient of Variation

1.5



Antimony by-product

Critical Metal

On all western government lists

Reserves & Production

82% Russia & China

Industrial & Military Uses



Contact Us



info@southerncrossgold.com.au



www.southerncrossgold.com.au



Corporate Development

Nicholas Mead

Level 21

459 Collins St

Melbourne Vic 3000

Registered Office

Level 21

459 Collins St

Melbourne Vic 3000



SOUTHERN CROSS
GOLD