

March 2024 Quarterly Report

Fourth consecutive quarter over 50koz with 50,132 ounces produced

Red 5 positioned to deliver at the top end of FY24 production guidance of 195,000 - 215,000 ounces

Highlights

Operations

- Safety: TRIFR continued to improve to 3.1 at the end of the March Quarter from 4.7 (Dec Qtr), however the LTIFR increased from zero (Dec Qtr) to 1.0.
- A total of 1.8Mt of ore was mined from the King of the Hills (KOTH) open pit, at an overall grade of 0.81g/t, including 1.3Mt of high-grade (>0.5g/t) ore at 0.98g/t.
- KOTH underground saw ore production from a number of areas, including from the multi-lift Regal R4881 S2C stope that contained 91kt @ 1.99g/t, and the W4860 Bulk N7B stope containing 17.4kt at 2.84g/t.
- Quarterly gold sales of 49,726 ounces (Dec Qtr: 53,087 ounces) at an average realised price of A\$2,719/oz (Dec Qtr: A\$2,619/oz).
- Quarterly gold production of 50,132 ounces (Dec Qtr: 53,018 ounces) at an all-in sustaining cost (AISC) of A\$1,926/oz (Dec Qtr: A\$2,328/oz).
- Year-to-date production for FY24 is 158,158 ounces at an AISC of A\$1,982/oz.
- Red 5's fourth consecutive quarter exceeding 50koz positions the Company to deliver at the top end of FY24 production guidance of 195,000 - 215,000 ounces and within its AISC guidance of A\$1,850 - A\$2,100/oz.
- Consistent production and cash generation underpins a decision to increase the growth capital spend to \$50-53 million for FY24, primarily on accelerated waste stripping in Stage 2 of the KOTH open pit, de-risking future ore supplies.

Exploration and Resource Growth

- Resource development drilling continued during the quarter across all operations.

Corporate and Finance

- Red 5 and Silver Lake Resources Limited (Silver Lake) entered into a binding Scheme Implementation Deed under which the companies propose to merge via a Silver Lake Scheme of Arrangement, creating a diversified, leading mid-tier gold company with a strong balance sheet to pursue growth.
- Net debt position¹ reduced by \$7 million for the Quarter to \$42.5 million at 31 March 2024 (31 December 2023: \$49.5 million).
- Total outstanding debt has reduced to \$100.7 million (31 December 2023: \$102.8 million), following a repayment of \$2 million during the Quarter.
- At 31 March 2024, Red 5 had \$58.3² million in cash and other liquid assets (31 December 2023: \$53.3 million).
- Red 5 was included in the benchmark S&P/ASX 200 Index of the Australian Securities Exchange, effective from 18 March 2024.

¹ Net debt = outstanding debt – (cash + liquid assets + gold in safe). Totals may not sum due to rounding.

² Unaudited as at 31 March 2024. Liquid assets included a trade receivable of \$3.7m for a gold sale made on 28 March with proceeds received on 3 April 2024.

Commenting on the March 2024 Quarterly performance, Red 5 Managing Director, Mark Williams, said:

“The March Quarter marked another solid period of consistent delivery by the Red 5 team and our fourth successive quarter of production above 50,000 ounces.

“While we are pleased to see the TRIFR continue to reduce, we did record two lost time injuries during the March Quarter. The lost time injuries serve to remind us that, while our safety performance has improved, we must remain vigilant and continue the front-line leadership safety focus.

“Production at the KOTH Hub was impacted during the quarter by a planned SAG mill reline in March and unplanned downtime in February relating to a SAG mill lube system fault, which reduced overall mill utilisation. Mining and processing operations also experienced minor impacts from short outages which reflected some of the extreme heat and rainfall events experienced during the quarter.

“All three of our mines – KOTH open pit, KOTH underground and Darlot underground – continued to perform well, delivering the required tonnes and grade. KOTH open pit had a standout Quarter, with a total of 1.8Mt of ore being mined at an overall grade of 0.81g/t. The solid production result of 50,132 ounces from our operations was achieved at an all-in sustaining cost of A\$1,926 for the quarter.

“With no further major shutdowns planned for the rest of the financial year, Red 5 is firmly on track to achieve the top end of the published FY24 production guidance range of 195,00 – 215,000 ounces, at an AISC of A\$1,850 - \$2,100 per ounce.

“Solid cash generation was achieved in the March Quarter, further strengthening our balance sheet and providing us with the opportunity to increase our growth capital initiatives. Total outstanding debt reduced to \$100.7 million following the repayment of \$2 million in debt principal during the quarter, while cash and liquid assets increased by \$5 million.

“The increase in cash and liquid assets was marginally lower than the previous quarter, due to increased development expenditure at Darlot and increased waste stripping in Stage 2 of the KOTH open pit. The consistent operational performance in FY24 to date has underpinned the decision to invest additional growth capital spend to \$50-53 million for FY24, to further de-risk future ore supplies by advancing the pre-strip mining in Stage 2.

“During the quarter, the major corporate development for Red 5 was the proposed merger between Red 5 and Silver Lake, to create a diversified, leading mid-tier gold company with a very strong balance sheet. This transaction is a logical combination of two leading mid-tier gold companies, and represents an exciting inflection point for Red 5 shareholders following the successful development, ramp-up and achievement of steady-state production at King of the Hills.”

Investor Call

An investor webcast for the Quarterly results will be held for the investment community on Wednesday, 24 April 2024, commencing at 8.30am (AWST) / 10.30am (AEST).

Investors, brokers, analysts, and media can join the webcast by selecting the following link:

[March Quarterly Conference Call Registration](#)

Table 1: Quarterly Physicals and Cost Summary for March 2024 Quarter.

	Units	June 2023 Quarter	Sep 2023 Quarter	Dec 2023 Quarter	Mar 2024 Quarter	FY 2024 YTD ¹
Mining physicals						
KOTH OP Ore Mined	Mt	1.57	1.34	1.37	1.82	4.53
KOTH OP Waste Mined	Mt	5.26	6.95	6.47	7.07	20.49
KOTH OP Total Mined	Mt	6.83	8.29	7.84	8.89	25.02
KOTH OP Total BCM Mined	MBCM	2.63	3.32	3.41	3.43	10.16
KOTH OP Mined Grade	g/t	0.96	0.74	0.74	0.81	0.77
KOTH UG Development	m	1,173	1,529	1,368	1,199	4,096
KOTH UG Ore Mined	Mt	0.266	0.258	0.244	0.227	0.729
KOTH UG Mined Grade	g/t	1.70	1.93	1.79	2.09	1.93
Darlot UG Development	m	509	472	484	1,026	1,982
Darlot UG Ore Mined	Mt	0.183	0.190	0.168	0.136	0.494
Darlot UG Mined Grade	g/t	2.87	2.65	3.18	2.82	2.88
Total Contained Gold Mined ¹	oz	75,015	64,111	63,868	75,012	202,991
KOTH Processing physicals						
Ore Milled	Mt	1.196	1.231	1.243	1.130	3.604
Head Grade	g/t	1.71	1.49	1.45	1.49	1.48
Recovery	%	93.5	93.3	91.2	92.3	92.4
Gold Produced	oz	61,705	55,009	53,018	50,132	158,158
Gold Sales for AISC Purposes	oz	58,962	54,383	53,087	49,726	157,196
Average Gold Price Achieved²	A\$/oz	\$2,668	\$2,609	\$2,619	\$2,719	\$2,647
Costs						
Mining	A\$'000	67,803	61,805	64,932	58,483	185,220
Haulage	A\$'000	4,853	4,276	4,162	3,102	11,540
Processing	A\$'000	24,297	21,640	18,906	23,550	64,096
G&A	A\$'000	6,268	5,320	7,513	5,976	18,809
Ore Stockpile Movements	A\$'000	(14,003)	(9,353)	5,476	(15,488)	(19,365)
Selling Costs (inc. by-product credits)	A\$'000	(1,298)	(1,544)	(1,032)	(1,055)	(3,631)
Cash Cost	A\$'000	87,920	82,144	99,957	74,569	256,670
Royalties	A\$'000	6,048	5,767	5,728	5,593	17,088
Sustaining Capital and Mine Development	A\$'000	5,508	7,664	14,428	14,189	36,281
Corporate Overheads	A\$'000	4,093	2,510	2,545	3,315	8,370
Finished Goods & GIC Movements	A\$'000	(3,927)	(5,840)	908	(1,877)	(6,809)
All-in Sustaining Cost	A\$'000	99,642	92,245	123,566	95,789	311,600
All-in Sustaining Cost (AISC)³	A\$/oz	\$1,690	\$1,696	\$2,328	\$1,926	\$1,982
Exploration	A\$'000		2,240	1,043	1,349	4,632
Growth Capital	A\$'000		14,805	9,550	18,188	42,543
All-in Cost	A\$'000		109,290	134,159	115,327	358,776
All-in Cost (AIC)^{3,4}	A\$/oz		\$2,010	\$2,527	\$2,319	\$2,282

(1) Totals may not sum due to rounding

(2) Inclusive of hedges

(3) AISC and AIC are non-IFRS measures

(4) Reporting of AIC commenced in FY24

1. OPERATIONS

1.1. Health & Safety

Lost Time Injuries: 2

Total Recordable Injuries: 3

LTIFR (12-month): 1.0 (Lost Time Injury Frequency Rate)

TRIFR (12-month): 3.1 (Total Recordable Injury Frequency Rate)

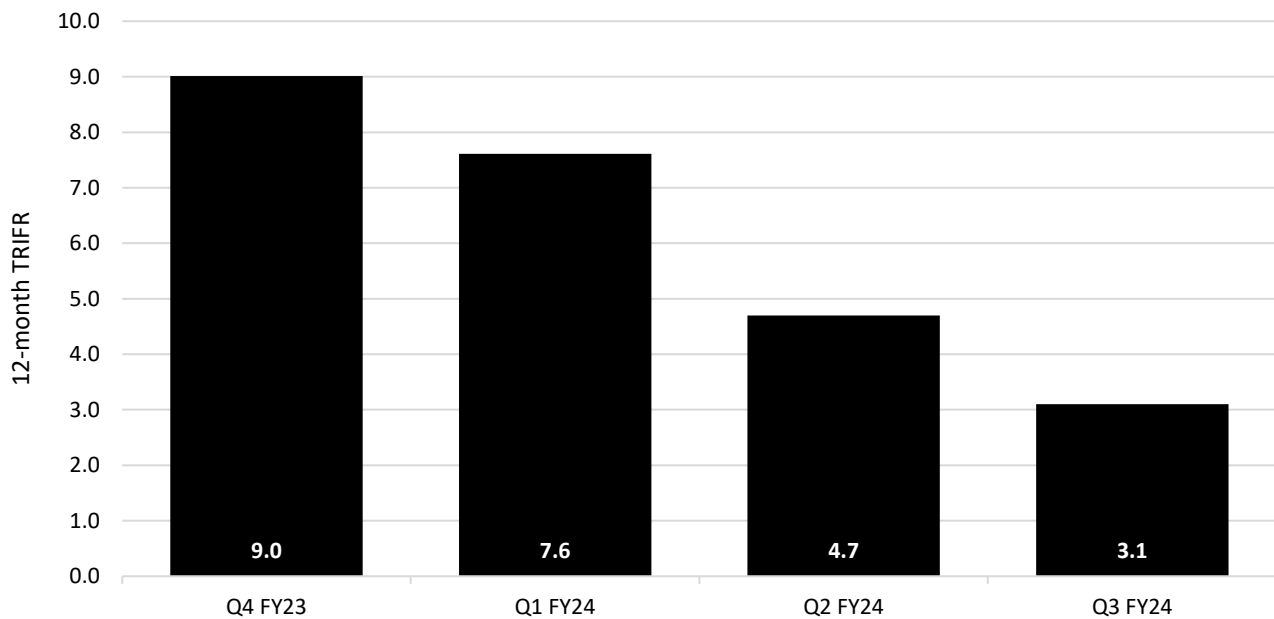


Figure 1: Quarterly TRIFR (12-month).

The company-wide TRIFR has decreased significantly over the past 12 months from 15.5 to 3.1 at Quarter-end. Two of the three reportable injuries recorded during the quarter were lost time injuries and, as a result, the LTIFR has increased from 0 (previous quarter) to 1.0. Site teams remain committed to reducing injuries and other safety events through sustained field leadership and hazard identification and rectification programs.

1.2. Production and Cost Summary

A total of 50,132 ounces of gold was produced for the March Quarter (December Quarter: 53,018 ounces), with ore sourced from the KOTH open pit, KOTH underground and Darlot underground mines. Production for FY24 to date is 158,158 ounces at an AISC of A\$1,982/oz, leaving the Company well placed to deliver full year production at the top end of annual gold production guidance for FY24 of 195,000 – 215,000 ounces and within the AISC guidance range of A\$1,850 – A\$2,100/oz.

Gold sales were 49,726 ounces for the March Quarter (December Quarter: 53,087 ounces), at an average realised price of A\$2,719 per ounce (December Quarter: A\$2,619 per ounce). AISC for the quarter was A\$1,926 per ounce (December Quarter: A\$2,328 per ounce) and the AIC was A\$2,319 per ounce (December Quarter: A\$2,527 per ounce).

The consistent operational performance has allowed the Company to take the opportunity to invest in further de-risking future ore supplies by advancing the pre-strip mining in Stage 2. This additional mining is the primary reason for the increase in growth capital investment to \$50 - 53 million for FY24 (up from \$40 - 46 million). At the end of the quarter, the Stage 2 open pit cutback was approximately 750,000 BCM ahead of schedule.

1.2.1. KOTH Processing

The March Quarter saw crushing of 1.18Mt, a new record, with milling of 1.13Mt at 1.49g/t resulting in gold production of 50,132 ounces.

There were two mill shutdowns during the March Quarter with one planned and one unplanned. The unplanned mill outage in February resulted from a lube system failure, while the planned mill shut in March was to complete a full SAG mill re-line. A multi-faceted project to improve maintenance systems and processes is underway to prevent recurrence of the lube system failure or similar downtime in the future. The Quarter also saw several minor interruptions to the processing operations due to extreme heat and wet weather events.

Recoveries improved to 92.3% (December Quarter: 91.2%) during the Quarter, as remedial actions implemented by the end of the prior Quarter were successful in bringing gold recovery back up to planned levels.

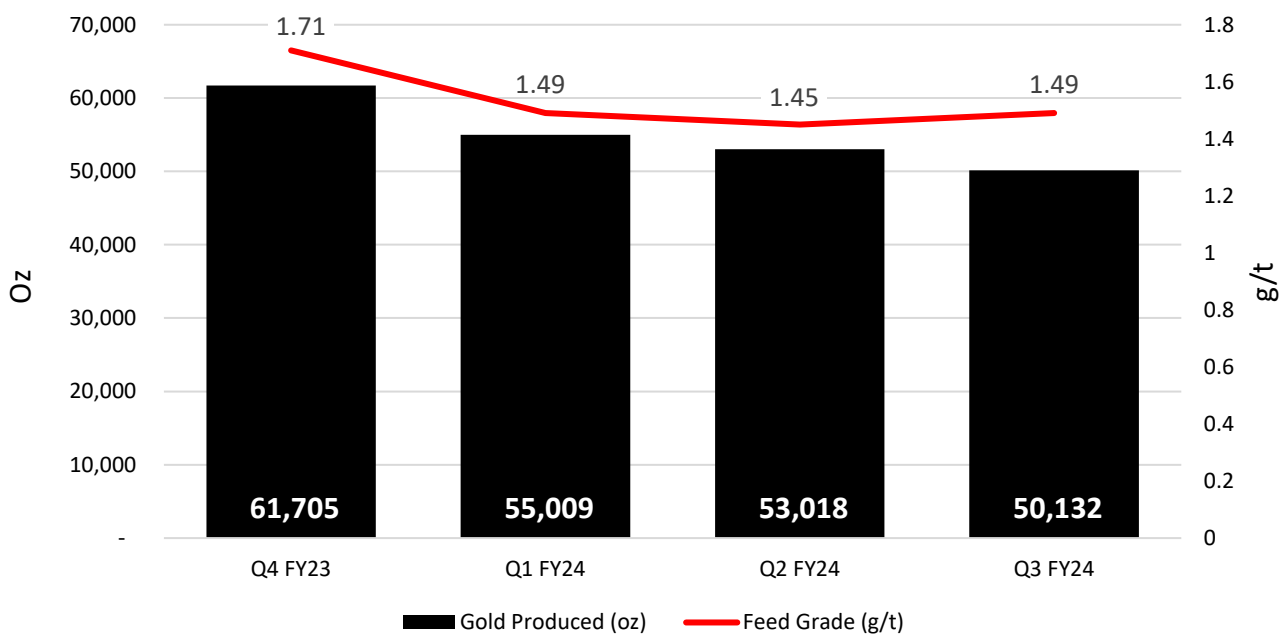


Figure 2: KOTH Quarterly gold production and feed grade.

1.2.2. KOTH Open Pit Mining Activities

The March Quarter saw solid production from the KOTH open pit with total movement of 3.4 million BCM from Stages 1 and 2. A total of 1.8Mt of ore was mined at an overall grade of 0.81g/t, including 1.3Mt of high-grade (>0.5g/t) ore at 0.98g/t, predominantly sourced from Stage 1.

Stage 2 mining is ahead of schedule, with consistently good digging conditions being experienced in the upper benches. De-stacking at the Northern end of the Stage 1 pit continued during the Quarter.

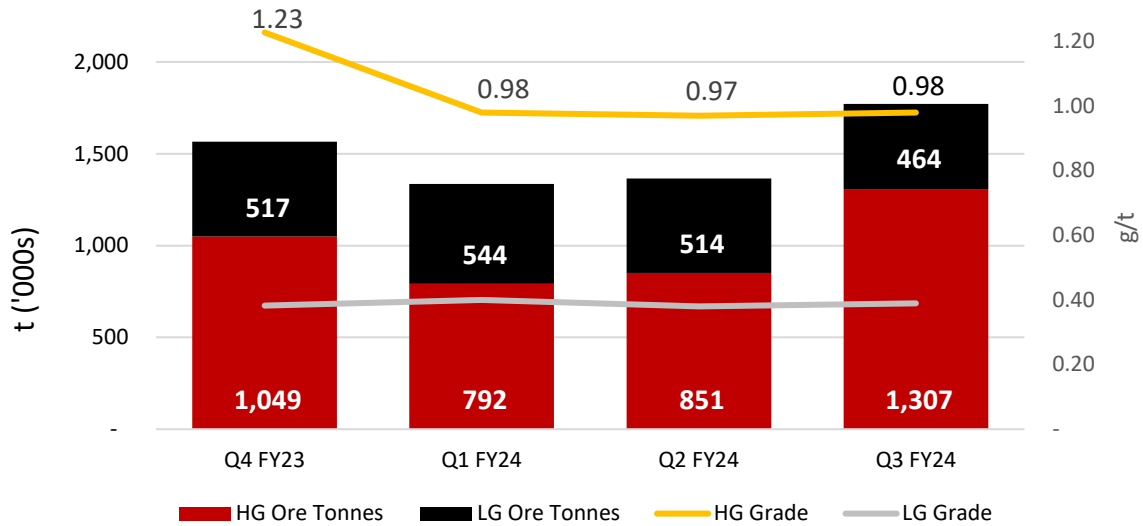


Figure 3: KOTH open pit quarterly tonnes and grade performance (HG >0.5g/t).

1.2.3. KOTH Underground Mining Activities

The KOTH underground mine (KOTH UG) achieved a solid Quarter with 227kt mined at 2.09g/t (December Quarter: 244kt at 1.79g/t).

Mined grade was higher than the prior Quarter, offsetting the slightly lower tonnes mined. A combination of loader fleet availability and delayed production due to ingress of water to several areas in the underground resulted in the reduced ore tonnage for the Quarter. Both issues were resolved during the Quarter and an improved tonnage performance in the June Quarter is expected.

Ore production continued in the West, Regal, East and Central mining areas during the Quarter, including from the successful multi-lift Regal R4881 S2C stope that contained 91kt @ 1.99g/t, and the W4860 Bulk N7B stope containing 17.4kt at 2.84g/t.

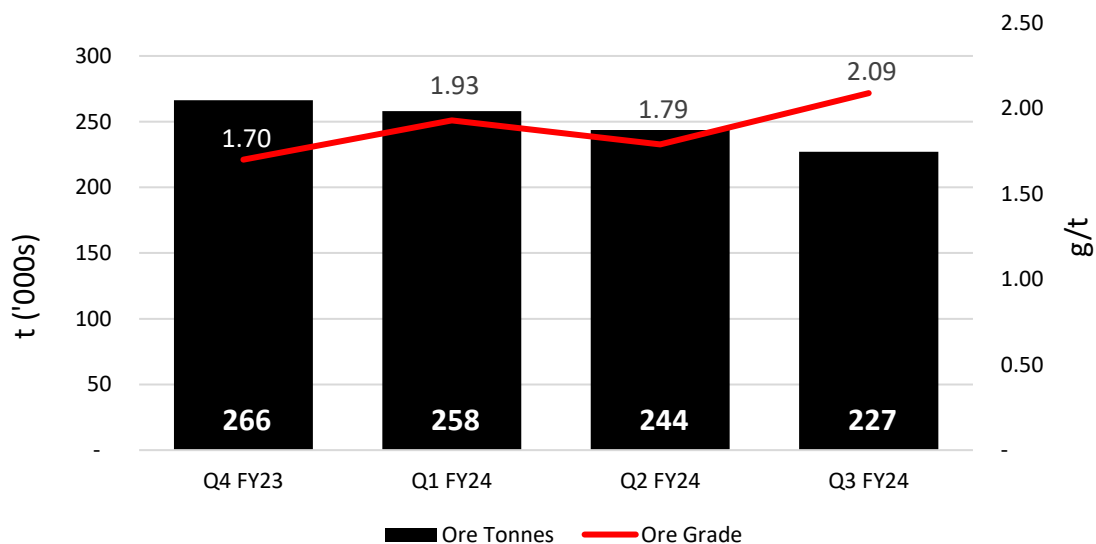


Figure 4: KOTH underground quarterly tonnes and grade performance.

1.2.4. Darlot Underground Mining Activities

A total of 136kt of ore at 2.82g/t was mined at Darlot during the Quarter (December Quarter: 168kt at 3.18g/t).

The reduction in ore tonnage and grade from the previous Quarter was due to a focus on capital development and sequencing constraints from the set-up of high-grade stopes for mining in the June Quarter. Stopping continued in the Middle Walters South, Boon West, Pedersen and recommenced in the lower Walters areas. Mining of remnant high-grade ore in the bulk Metzke stope boosted mined ounces for the quarter.

Of note, the new mining front in the Dar-Cent area contributed the majority of the development ore tonnes for the quarter and will contribute stope production over the coming year. Overall stope ore production increased to 99.5kt, a 14% increase over the previous quarter.

Airleg mining continued in the Centenary, Hurst, Border, Lords South and Thomson areas, with a total of 15.2kt at 3.35g/t mined.

Darlot continues to demonstrate the benefits of the “right-sizing” improvements completed in 2023, allowing entry into a new phase of targeted investment in capital access development into new areas, such as the Dar-Cent area, with the additional contract jumbo, whilst maintaining strong profitability.

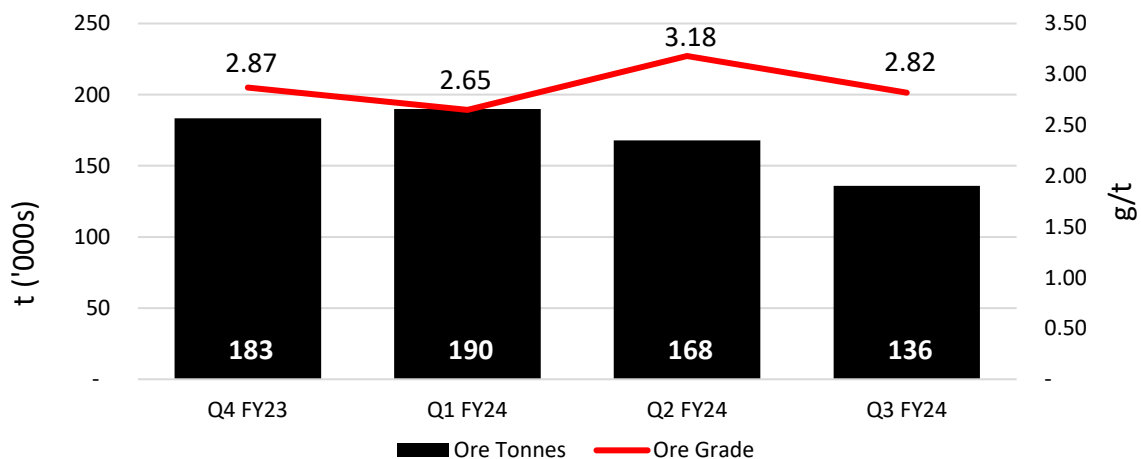


Figure 5: Darlot underground quarterly tonnes and grade performance.

2. EXPLORATION AND RESOURCE DEVELOPMENT

2.1. KOTH Underground

During the March Quarter, a total of 8,474 metres of drilling was completed. Drilling comprised a combination of stope de-risking for FY25 and testing extensional trends. The focus areas were the Regal and the West Bulk areas to assist with de-risking and confirming of the FY25 mine plan.

2.2. KOTH Open Pit

Resource development and model confirmation drilling that commenced in the December Quarter within the Stage 1 and 2 areas of the open pit to test potential extensions outside the current pit shell continued into the March Quarter.

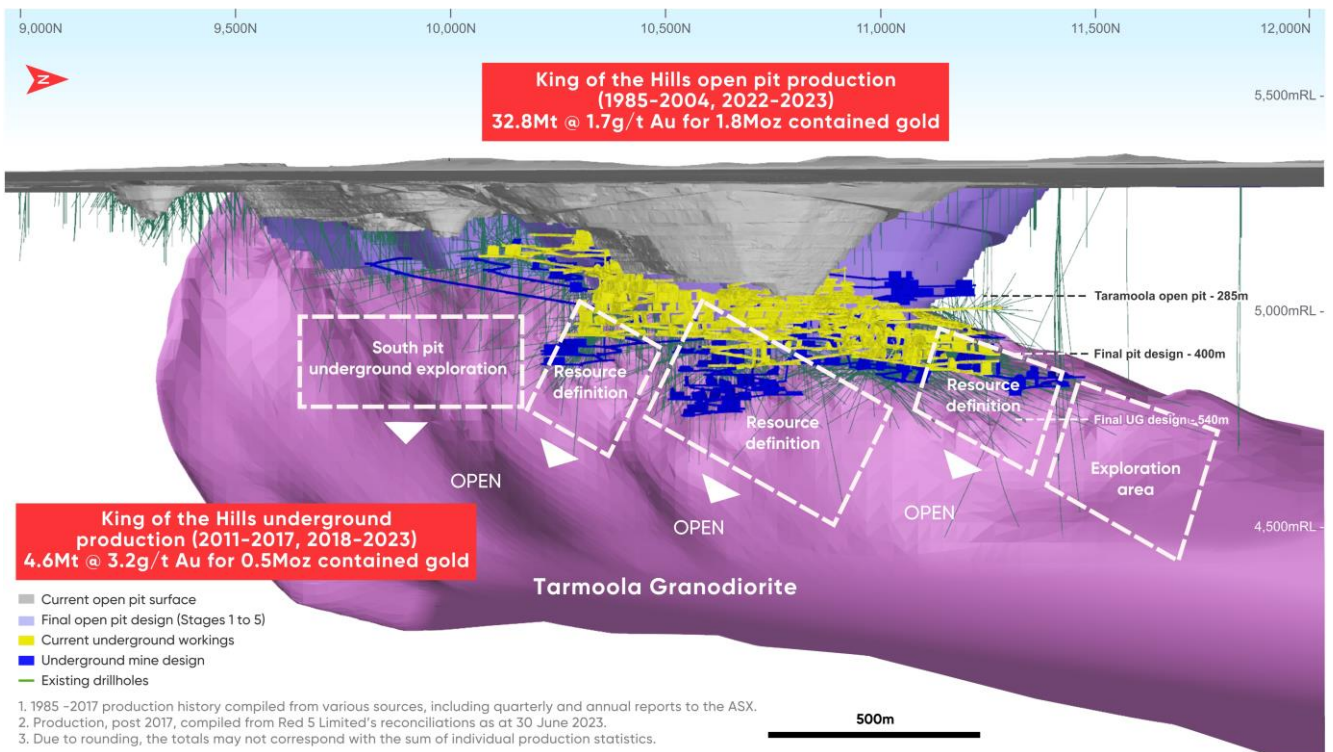


Figure 6: Long section looking west outlining the key target areas for planned underground drilling.

2.3. Darlot Underground

A total of 7,535 metres was drilled at Darlot during the Quarter. One of the objectives of the current drilling campaign is to test an eastern extension of current and planned development levels at Middle Walters South (MWS) and additional levels in Boon West, both key mining areas in FY24. Drilling is also focused on de-risking the FY25 and FY26 mine plans in the Dar-Cent, Upper Oval and MWS areas.

Assay results from the drilling campaigns at KOTH open pit and underground and Darlot are expected to be reported during the June Quarter.

3. CORPORATE AND FINANCIAL

3.1. Proposed merger of equals between Red 5 and Silver Lake Resources

During the Quarter, Red 5 entered into a binding Scheme Implementation Deed with Silver Lake under which the companies propose to merge¹ via a Silver Lake Scheme of Arrangement (the "Transaction").

Under the terms of the Transaction, Red 5 will acquire 100% of the shares in Silver Lake and each Silver Lake shareholder will receive 3.434 Red 5 shares for every Silver Lake share held. Upon implementation of the Transaction, Red 5 shareholders will own 51.7%² of the merged entity and Silver Lake shareholders will own the remaining 48.3% on a fully diluted basis.

The combined entity will be led by Mr Russell Clark as Chairman of the board and Mr Luke Tonkin as Managing Director and CEO. The board of directors of Red 5 following implementation will comprise four directors from each of the current Red 5 and Silver Lake boards.

¹ The Scheme of Arrangement is subject to a number of conditions, including approval of Silver Lake shareholders at a Scheme Meeting

² Includes Silver Lake's 411.7m shareholding in Red 5, which will be either be monetised or cancelled post-implementation of the Transaction in accordance with section 259D of the Corporations Act 2001 (Cth). The respective ownership interest of Red 5 and Silver Lake shareholders is based on the respective fully diluted share capital of each company.

Transaction Highlights

The Transaction will create a leading mid-tier gold company with diversified operations and growth opportunities in Tier 1 mining jurisdictions:

- Combined gold production profile of ~445koz pa for FY24³ with a significant Ore Reserve and Mineral Resource inventory of 4.0 million ounces and 12.4 million ounces⁴, respectively.
- De-risks shareholder returns through asset diversification and provides opportunities to each shareholder group that are not available on a standalone basis.
- Provides Red 5 and Silver Lake shareholders with the opportunity to participate in a stronger combined group which is well positioned for a valuation re-rate.

A highly complementary combination of assets and balance sheets, presenting a compelling investment proposition amongst the global mid-tier gold sector:

- The merged group will have a sector leading net cash and listed investments position of A\$486 million⁵ (inclusive of the value of Silver Lake's shareholding in Red 5), with strong near-term cash flow generation and a long mine life asset to drive sustainable production through the cycle.
- Enhanced balance sheet position provides financial flexibility to invest in a larger pool of low capital intensity asset optimisation opportunities.
- Cost benefits to be realised through the elimination of duplicate corporate functions and listing costs and economies of scale.

Experienced leadership team with a proven track record:

- Merged group management team to be led by Mr Luke Tonkin as Managing Director and CEO, supported by Mr Richard Hay as COO and Mr Struan Richards as CFO, to deliver ongoing operational focus and optimisation, and drive future growth.
- Merged group to leverage the complementary skill sets of the respective companies to deliver increased capacity and capability.

A strong platform poised for growth:

- Four established mining hubs of scale in tier 1 gold jurisdictions of Western Australia and Ontario
- All mining hubs benefit from extensive infrastructure supporting low capital intensity Life of Mine extensions and growth opportunities.
- Excellent track record of resource conversion, discovery and project execution.

Enhanced market significance:

- Enhanced trading liquidity to drive increased market presence and value proposition to a broader investor base.
- Potential re-rating of the merged group increases access to capital markets to deliver a lower cost of capital.

³ Based on the upper end of each of Silver Lake's FY24 gold sales guidance of 210 – 230koz and Red 5's FY24 gold production guidance of 195 – 215koz.

⁴ See ASX Announcement dated 5 February 2024 for information regarding the Ore Reserves and Mineral Resources of each of Silver Lake and Red 5.

⁵ Based on RED's net debt position as at 31 March 2024 and SLR's net cash position as at 31 March 2024 and listed investments position as at ASX market close as at 17 April. SLR's shares in RED will be monetised or cancelled within 12 months of implementation of the Scheme in accordance with section 259D of the Corporations Act.

Timetable and Next Steps

The Scheme of Arrangement is subject to a number of conditions, including approval of Silver Lake shareholders at a Scheme Meeting. The Scheme Meeting is expected to be held in late May 2024, with completion currently expected to occur before the end of the 2024 financial year.

A Scheme Booklet containing information on the proposed Transaction, including the basis for the Silver Lake Board's unanimous recommendation that Silver Lake shareholders vote in favour of the Transaction, an Independent Expert Report and details of the Transaction, will be distributed to all Silver Lake shareholders.

Full details of the proposed merger were provided in the Company's ASX Announcement dated 5 February 2024.

3.2. Gold sales

Gold sales for the Quarter were 49,726 ounces (December Quarter: 53,087 ounces) at an average realised price of A\$2,719/oz (December Quarter: A\$2,619/oz). Within the aggregate sales for the Quarter, 22,452 ounces of gold were delivered against existing forward gold contracts, at an average price of A\$2,220 per ounce.

3.3. Cash & Other Liquid Assets Position

Table 2: Cash & Other Liquid Assets Position Summary¹

	A\$M
Cash & other liquid assets² – 31 December 2023	53.3
Sales receipts net of hedging	139.3
Operating cost payments including royalties	(88.9)
Movement in bullion account	(1.4)
Free cash flow used in operations	49.0
Sustaining capital and mine development expenditure	(14.2)
Growth and exploration activities	(19.5)
Net cash (outflows) from investing activities	(33.7)
Lease liabilities	(6.0)
Debt principal repayment	(2.0)
Interest and bank fees	(2.3)
Cash from financing activities and other expenditure	(10.3)
Total cash and other liquid assets² increase/(decrease)	5.0
Cash & other liquid assets² – 31 March 2024	58.3

(1) Unaudited as at 31 March 2024

(2) Other liquid assets represent the value of gold on hand and the value of gold sold at or near the end of the respective reporting period and for which the cash was received by the Company at the commencement of the following reporting period.

At 31 March 2024, Red 5 had \$58.3 million in cash and other liquid assets (31 December 2023: \$53.3 million), comprised of \$48.3 million cash (restricted and non-restricted), \$6.3 million of bullion and \$3.7 million in gold sale trade receivables. A gold sale was made on 28 March 2024 for gross value of \$3.7 million (recognised as a trade receivable on the balance sheet at 31 March 2024) and the proceeds were received in full on 3 April 2024. The Company's net debt position, including the value of other liquid assets, improved in the March Quarter, reducing by \$7.0 million to \$42.5 million at 31 March 2024.

The Company had consistent operating performance for the Quarter, producing 50,132 ounces. This resulted in free cash flow generated from operations for the March Quarter of \$15.3 million.

Included within the \$19.5 million of expenditure on “Growth and exploration activities” during the Quarter is \$17.1 million of capitalised waste stripping for Stage 2 of the KOTH open pit.

The Company’s trade creditors continued to remain within normal trading terms during the Quarter and at 31 March 2024.

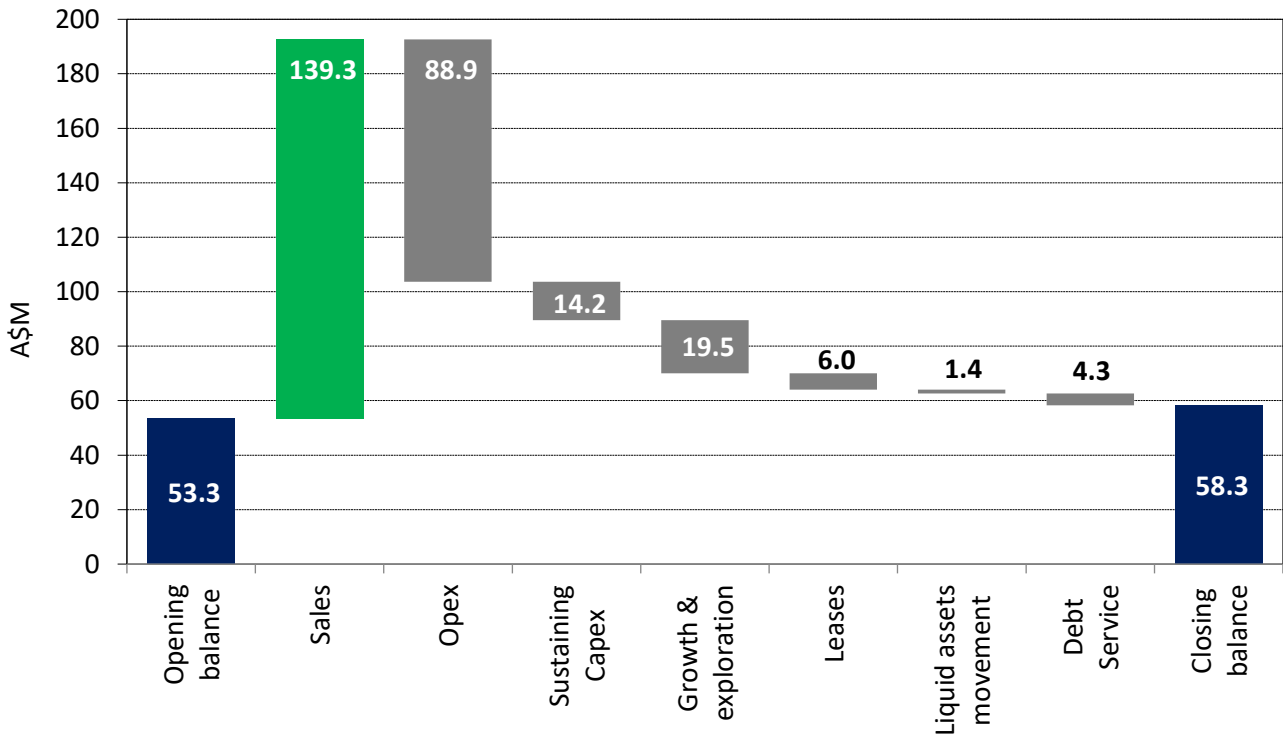


Figure 7: Cash and other liquid assets waterfall for the March 2024 Quarter (unaudited).

3.4. Loan facility and hedging

During the March Quarter, loan repayments of \$2 million were paid, reducing total debt under the KOTH Debt Facility to \$100.7 million.

A loan repayment of \$8 million is scheduled to be made in the June Quarter, with the scheduled loan reduction profile presented below.

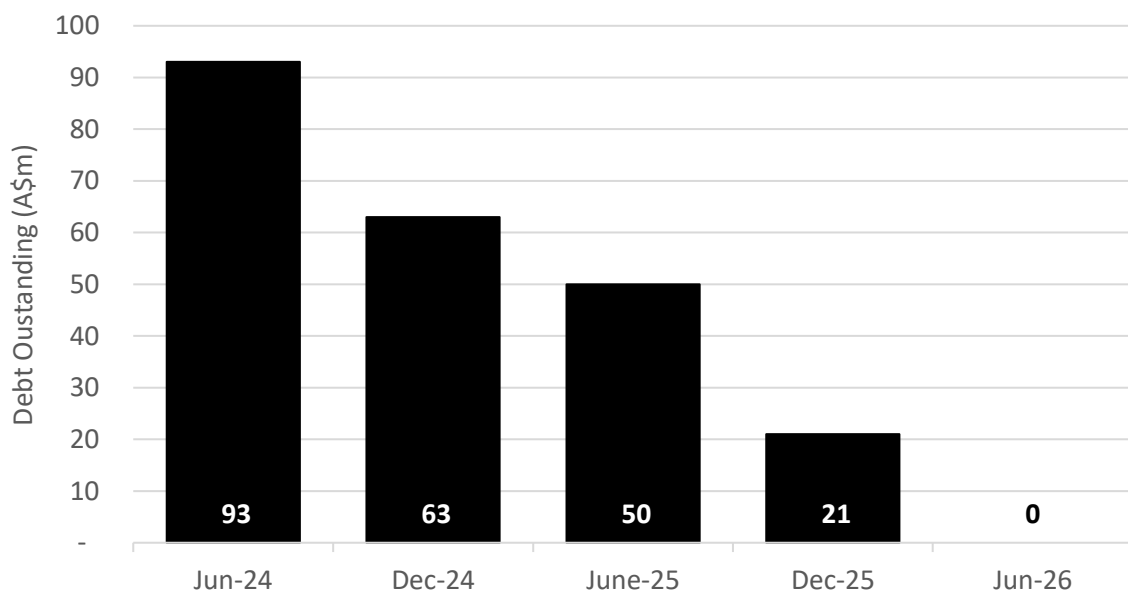


Figure 8: Scheduled loan reduction profile.

At 31 March 2024, Red 5 has 233,987 ounces of forward gold contracts outstanding between April 2024 and September 2026 at an average price of A\$2,618 per ounce.

Authorised for release by the Board.

ENDS

For more information:

Investors/Shareholders:

Mathew Collings, Corporate Development Manager
Mark Williams, Managing Director
Red 5 Limited
Telephone: +61 8 9322 4455

Media:

Nicholas Read / Kate Bell
Read Corporate
Telephone: +61 8 9388 1474

Competent Person Statement for Exploration Results

The information in the report to which this statement is attached that relates to Exploration Results is based upon information compiled by Mr Byron Dumpleton, a Competent Person, who is a Member of the Australian Institute of Geoscientists (membership number 1598). Mr Dumpleton is a full-time employee of Red 5 Limited. Mr Dumpleton has sufficient experience that is relevant to the style of mineralisation and type of deposit under consideration and to the activity being undertaken to qualify as a Competent Person as defined in the 2012 Edition of the Australasian Code for Reporting of Exploration Results, Mineral Resources and Ore Reserves. Mr Dumpleton consents to the inclusion in the report of matters based on his information in the form and context in which it appears.

Competent Person Statements for JORC Code (2012) Mineral Resource and Ore Reserves

Red 5 confirms that it is not aware of any new information or data that materially affects the information included in the original market announcements and that all material assumptions and technical parameters underpinning the estimates in the relevant market announcements continue to apply and have not materially changed. The Company confirms that the form and context in which the Competent Persons findings are presented have not been materially modified from the original market announcements.

Forward-Looking Statements

Certain statements made during or in connection with this statement contain or comprise certain forward-looking statements regarding Red 5's Mineral Resources and Reserves, exploration operations, project development operations, production rates, life of mine, projected cash flow, capital expenditure, operating costs and other economic performance and financial condition as well as general market outlook. Although Red 5 believes that the expectations reflected in such forward-looking statements are reasonable, such expectations are only predictions and are subject to inherent risks and uncertainties which could cause actual values, results, performance or achievements to differ materially from those expressed, implied or projected in any forward-looking statements and no assurance can be given that such expectations will prove to have been correct. Accordingly, results could differ materially from those set out in the forward-looking statements as a result of, among other factors, changes in economic and market conditions, delays or changes in project development, success of business and operating initiatives, changes in the regulatory environment and other government actions, fluctuations in metals prices and exchange rates and business and operational risk management. Except for statutory liability which cannot be excluded, each of Red 5, its officers, employees and advisors expressly disclaim any responsibility for the accuracy or completeness of the material contained in this statement and excludes all liability whatsoever (including in negligence) for any loss or damage which may be suffered by any person as a consequence of any information in this statement or any error or omission. Red 5 undertakes no obligation to update publicly or release any revisions to these forward-looking statements to reflect events or circumstances after today's date or to reflect the occurrence of unanticipated events other than required by the Corporations Act and ASX Listing Rules. Accordingly, you should not place undue reliance on any forward-looking statement.